

Kanlux


RAPID LED E27

Źródło światła LED

HIGH
lumen

ALU
inside

IC driver



RAPID E27-NW

RAPID E27-NW	32920	5,5	42	500	4000	180	E27	≥20000	15000
RAPID E27-WW	32921	5,5	42	500	3000	180	E27	≥20000	15000
RAPID PRO E27-NW	32922	8,5	60	810	4000	180	E27	≥20000	15000
RAPID PRO E27-WW	32923	8,5	60	810	3000	180	E27	≥20000	15000
RAPID MAXX E27-NW	32924	10	75	1050	4000	200	E27	≥20000	15000
RAPID MAXX E27-WW	32925	10	75	1050	3000	200	E27	≥20000	15000
RAPID HI E27-NW	32926	14	100	1520	4000	200	E27	≥20000	15000
RAPID HI E27-WW	32927	14	100	1520	3000	200	E27	≥20000	15000

- Materiał klosza: tworzywo sztuczne

RAPID LED E27

Źródło światła LED



RAPID E27-NW



RAPID E27-WW



RAPID PRO E27-NW



RAPID PRO E27-WW



RAPID MAXX E27-NW



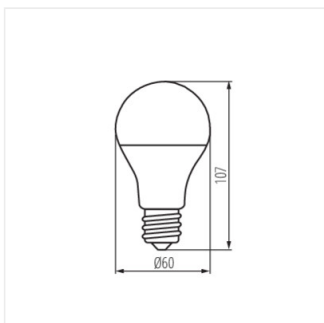
RAPID MAXX E27-WW



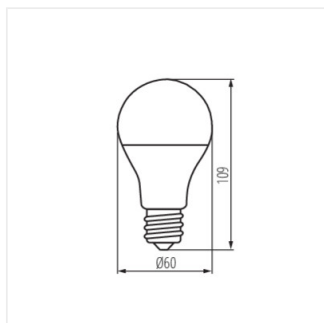
RAPID HI E27-NW



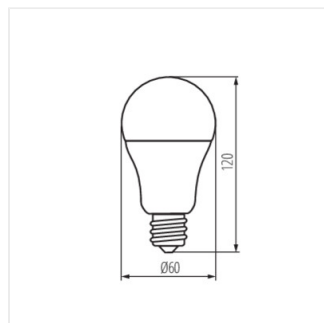
RAPID HI E27-WW



RAPID E27; RAPID PRO E27



RAPID MAXX E27



RAPID HI E27